

Trinity St Peter's CofE Primary School

Key stage 2

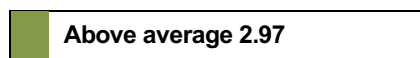
This is provisional data for 2018/19.

Progress in reading, writing and maths

Reading

Number of pupils = 31

Pupils with adjusted scores = 0

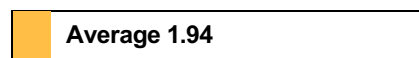


Confidence interval
0.8 to 5.1

Writing

Number of pupils = 31

Pupils with adjusted scores = 0



Confidence interval
-0.1 to 3.9

Maths

Number of pupils = 31

Pupils with adjusted scores = 0

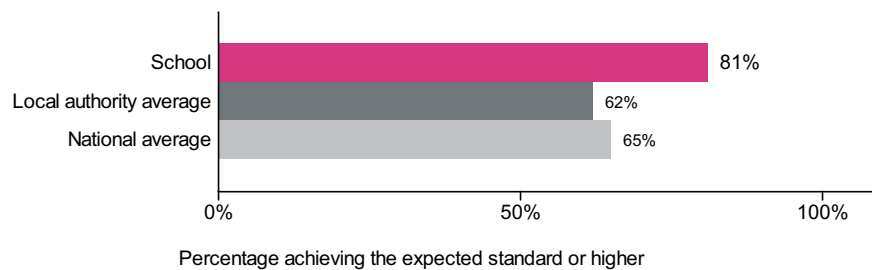


Confidence interval
0.3 to 4.0

Reading, writing and maths combined

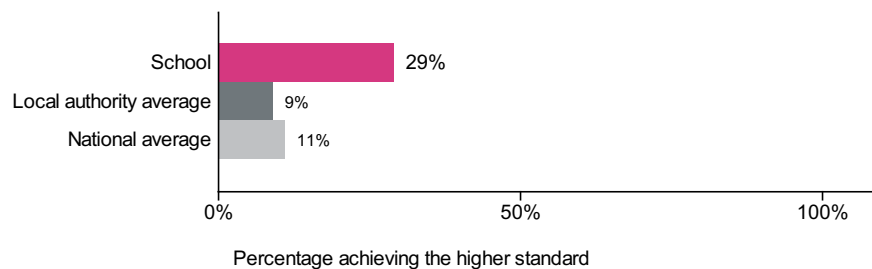
Percentage of pupils achieving the expected standard or higher

Number of pupils = 31



Percentage of pupils achieving the higher standard

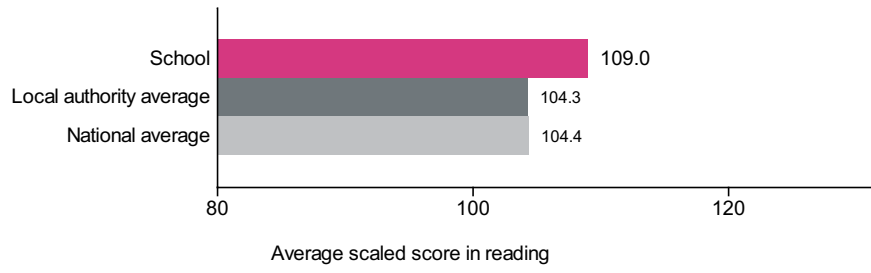
Number of pupils = 31



Average scaled score in:

Reading

Number of pupils = 31



Maths

Number of pupils = 31

