

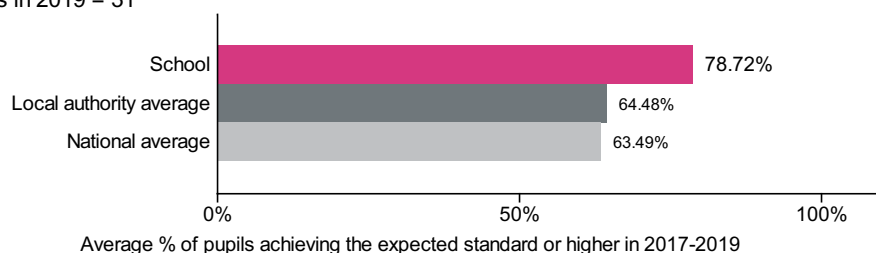
Trinity St Peter's CofE Primary School

Key stage 2 three year average

This is provisional data for 2018/19. CLA data is not currently available, so we are not publishing breakdowns of data such as disadvantaged which appeared previously. This information will be included in the revised release.

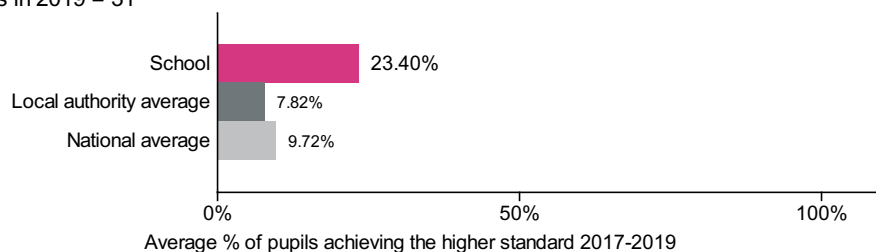
Percentage of pupils achieving expected standard in reading, writing and maths, 2017-2019

Number of pupils in 2017 = 31
Number of pupils in 2018 = 32
Number of pupils in 2019 = 31



Percentage of pupils achieving higher standard in reading, writing and maths, 2017-2019

Number of pupils in 2017 = 31
Number of pupils in 2018 = 32
Number of pupils in 2019 = 31



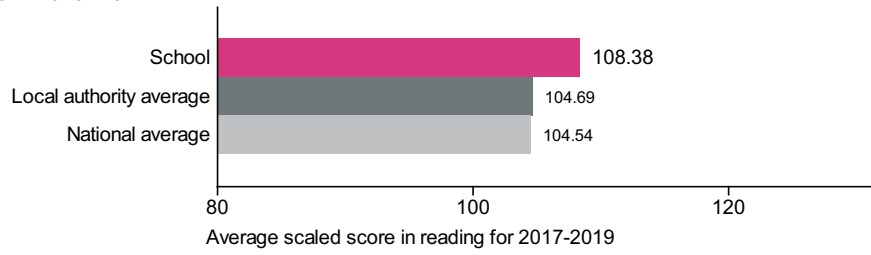
Average scaled score in:

Reading, 2017-2019

Number of pupils in 2017 = 31

Number of pupils in 2018 = 32

Number of pupils in 2019 = 31



Maths, 2017-2019

Number of pupils in 2017 = 31

Number of pupils in 2018 = 32

Number of pupils in 2019 = 31

