



Name: _____ Date: _____



Cut out these pictures and match them to the correct labels.



Chinese writing

Panda

Terracotta army

Chopsticks

Dragon

Great Wall of China

Name: _____ Date: _____



Choose the correct answer for each of these questions about China.

Which continent is China in?

Europe	Asia	Africa
--------	------	--------

What kind of money is used in China?

Yuan	Pounds	Euros
------	--------	-------

Which of these animals would you only find in China?

Lion	Shark	Panda
------	-------	-------

Which mythical creature is special in China?

Ogres	Dragons	Pixies
-------	---------	--------

What do Chinese people eat with?

Forks	Spoons	Chopsticks
-------	--------	------------

What did diggers find buried near the first emperor's grave?

Clay dragons	Clay pots	Clay soldiers
--------------	-----------	---------------

Now draw two pictures to show what you could do or see in China.




Chinese Dragons

Dragons are very important in Chinese culture. They are especially used in celebrations, such as Chinese New Year.




How to make a Chinese Dragon



You will need: dragon head and tail template, coloured card, colouring pens or pencils, wooden sticks, scissors, glue and tape.




1. Start by cutting out the head and tail template and colour in. BE ADVENTUROUS!




2. Cut an A4 piece of paper in half length-ways and fold it backwards and forwards to make a concertina.



3. Glue the concertina card to the coloured head and tail.



4. Tape two wooden sticks onto the back of the dragon.



5. Now you are ready to dance with your Chinese Dragon!



