

Ancient Egyptian Canopic Jars

You will need:

Empty cardboard tubes with lids

Air-drying clay

Black felt-tip pens

Beige paper to cover the bottom of the jars

White glue (such as PVA)

Paint

Varnish and gold paint (optional)

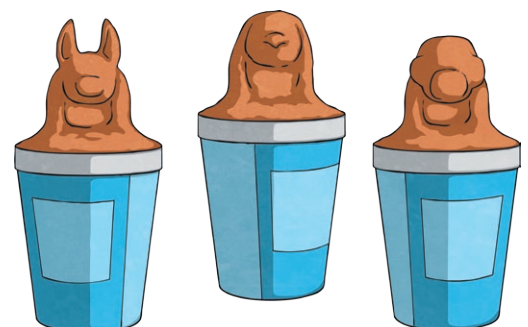
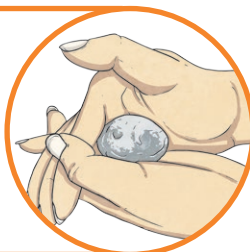


Instructions

1. Use air-drying clay to create the head of one of the four ancient Egyptian gods. Use the lid of one of the jars as a base to stick it on. The following page will give you more information about canopic jars.
2. Leave the head to dry.
3. While the head of the jar is drying, cover the bottom of the jar in paper. This can be done using pieces of torn paper, glued and layered with white glue, such as PVA. (For a really strong finish, use papier-mache.) Leave to dry.
4. When the head is dry, paint the canopic jars using the following page to help you with colours and facial features.
5. When the bottom of the jar is dry, use a black felt-tip pen or paint to decorate it with hieroglyphics. You might want to spell out some words linked to ancient Egypt.
6. For an attractive finish, give the jar a final coat of white glue (such as PVA) or varnish to make the canopic jar shine.

Extension Task

You could even make the organs to go inside the jars out of clay or papier mache.



Ancient Egyptian Canopic Jars

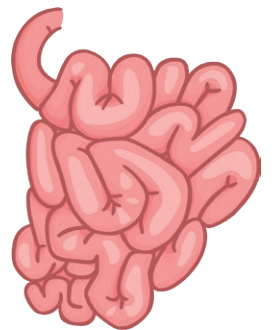
Duamutef

The god Duamutef with the head of a jackal protects the stomach.



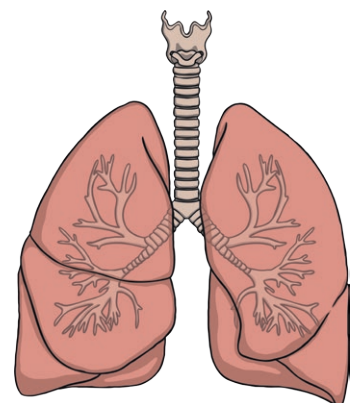
Qebhsenuf

The god Qebhsenuf with the head of a falcon protects the intestines.



Hapy

The god Hapy with the head of a baboon protects the lungs.



Ancient Egypt Canopic Jars

Read the passage below and then fill in:

In ancient Egypt, during the mummification process, canopic jars were used to store the dead body's organs. This was to make sure that they had them for the afterlife. The heart was left inside the body as it was believed that it would need to be weighed in the afterlife. This would determine whether the person had lived a good life or not.

Before placing the organs inside the jars, they were dried in a salt called natron. This was done to preserve them.

The Egyptians believed that the parts of the body would be pieced back together in the afterlife, just like the god Osiris. He was then re-assembled by the goddess Isis before he became the god of the afterlife.

Canopic jars were four decorated clay pots, each with a different head of the sons of the god Horus on top. These gods were Hapi the baboon who protected the lungs, Qebehnsenuf the falcon who guarded the intestines, Duamatef the jackal who guarded the stomach and Imsety the human guarded the liver.

_____ jars were used to protect the _____, _____, _____, and _____ of the deceased.

These jars had the heads of the sons of _____, carved on to the lids.

To preserve the organs, _____, was used to dry them out before storing them in the jars.

It was thought that the _____, would be weighed in the _____, to see if the deceased had lived a good life or not.

Which organs did each god protect?

- _____ protects the lungs.
- _____ protects the liver.
- _____ protects the intestines.
- _____ protects the stomach.



Ancient Egypt Canopic Jars

Answers

Canopic jars were used to protect the **lungs, intestines, stomach** and **liver** of the deceased.

These jars had the heads of the sons of **Horus** carved on to the lids.

To preserve the organs, **natron** was used to dry them out before storing them in the jars.

It was thought that the **heart** would be weighed in the **body** to see if the deceased had lived a good life or not.

Which organs did each god protect?

Hapi protects the lungs.

Qebehsenuef protects the liver.

Duamatef protects the intestines.

Imstey protects the stomach.