


Name: _____ **Date:** _____

Use the map to help you answer these questions.



Which building is in the car park?

Which building is west of the tractor shed?

What is north of the horse field?

What is south of the farmhouse?

What is east of the cow field?

What is north of the pig sty?

Which two areas are west of the chicken run?

What is south of the hay barn?


Describe how you could get to the hen house from the milking shed.

Describe how you could get to the pasture from the office.

Describe how you could get to the crop field from the hen house.

Name: _____ Date: _____

Use the map to help you answer these questions.



Which building is in the car park?

office

Which building is west of the tractor shed?

hay barn

What is north of the horse field?

pasture

What is south of the farmhouse?

**garden/office/
farmhouse**

What is east of the cow field?

pig run/pig sty

What is north of the pig sty?

hay barn

Which two areas are west of the chicken run?

**pasture and
horse field**

What is south of the hay barn?

pig run/pig sty

Describe how you could get to the hen house from the milking shed.


Describe how you could get to the pasture from the office.

Describe how you could get to the crop field from the hen house.

Today you are going to make your own map of a farm.

You will need to decide what you will have on your farm and where everything will go.

Make a key to show what goes where. You will need a different colour or pattern for each part of your farm.




Which of these will you have on your farm?

pasture	crop fields	orchard
farm shop	farmhouse	office
horse stables	milking shed	cow barn
horse field	sheep pen	dog kennel
hen house	chicken run	pig sty
hay barn	tractor shed	car park
garden	pond	goat shed

Today you are going to make your own map of a farm.

You will need to decide what you will have on your farm and where everything will go.

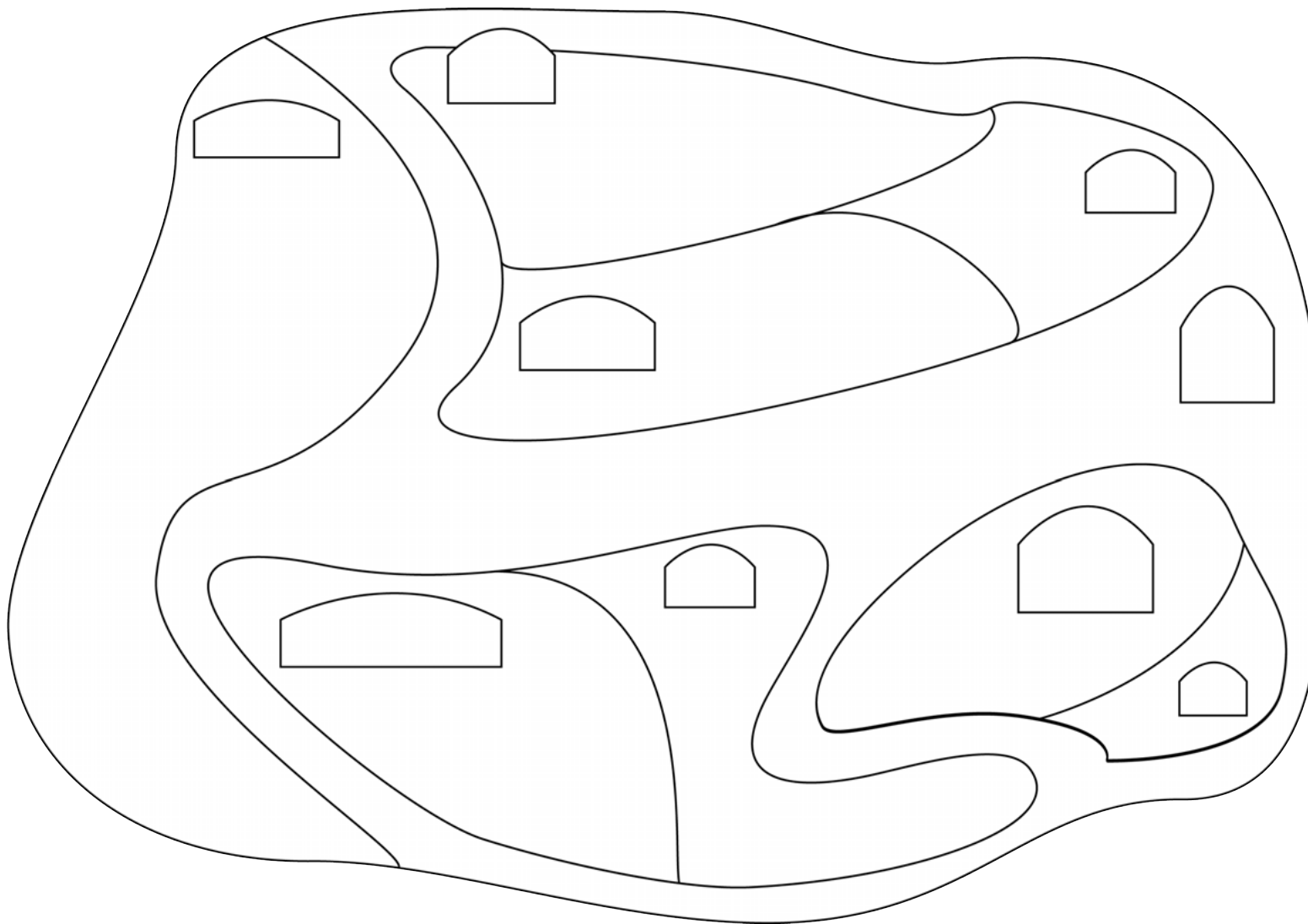
Make a key to show what goes where. You will need a different colour or pattern for each part of your farm.



Which of these will you have on your farm?

pasture	crop fields	orchard
farm shop	farmhouse	office
horse stables	milking shed	cow barn
horse field	sheep pen	dog kennel
hen house	chicken run	pig sty
hay barn	tractor shed	car park
garden	pond	goat shed

Name: _____ **Date:** _____



<input type="checkbox"/>	_____
<input type="checkbox"/>	_____
<input type="checkbox"/>	_____
<input type="checkbox"/>	_____
<input type="checkbox"/>	_____
<input type="checkbox"/>	_____
<input type="checkbox"/>	_____
<input type="checkbox"/>	_____
<input type="checkbox"/>	_____
<input type="checkbox"/>	_____
<input type="checkbox"/>	_____
<input type="checkbox"/>	_____
<input type="checkbox"/>	_____
<input type="checkbox"/>	_____
<input type="checkbox"/>	_____